

MAHABODHI MAHAVIDYALAYA, NALANDA

INTERNAL QUALITY ASSURANCE CELL (IQAC)

STUDENTS FEEDBACK REPORT – 2022-23 ALL DEPARTMENTS

**Q. No. 1 How much did you benefit from the course provided?**

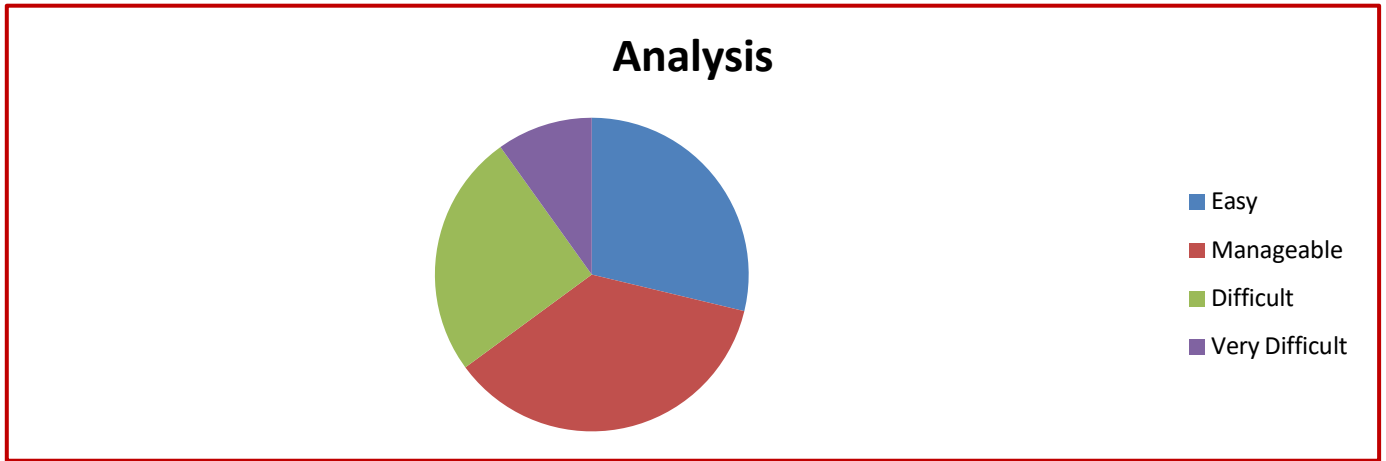
A	More than adequate	241	38.87
B	Just Adequate	183	29.52
C	Inadequate	120	19.35
D	Cannot Say	76	12.26

**Analysis**



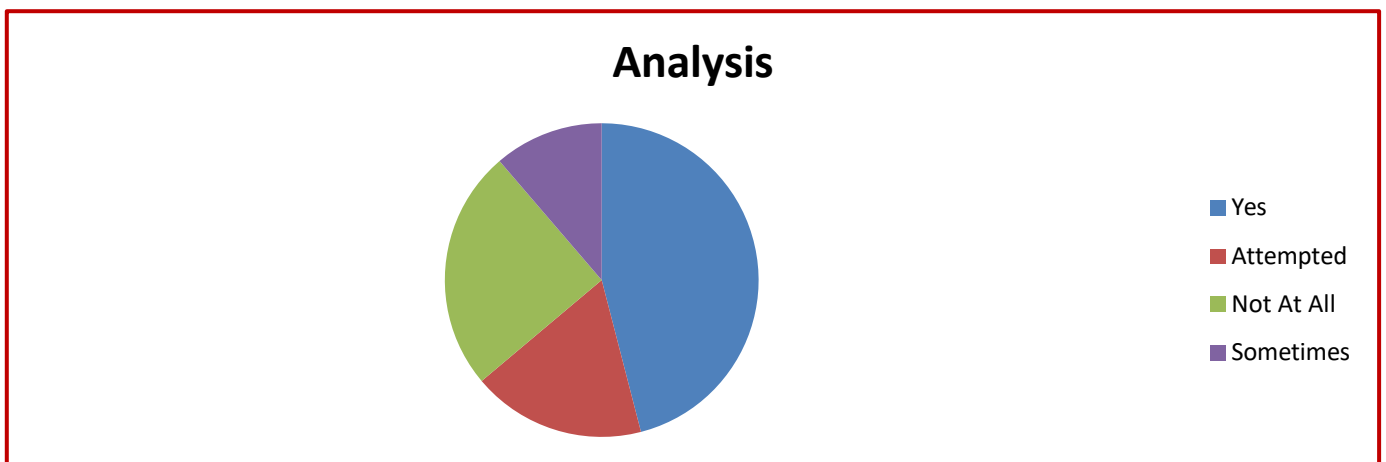
**Q. No. 2 Whether the course was conceptually difficult to understand?**

A	Easy	186	30
B	Manageable	234	37.74
C	Difficult	163	26.29
D	Very Difficult	64	10.32



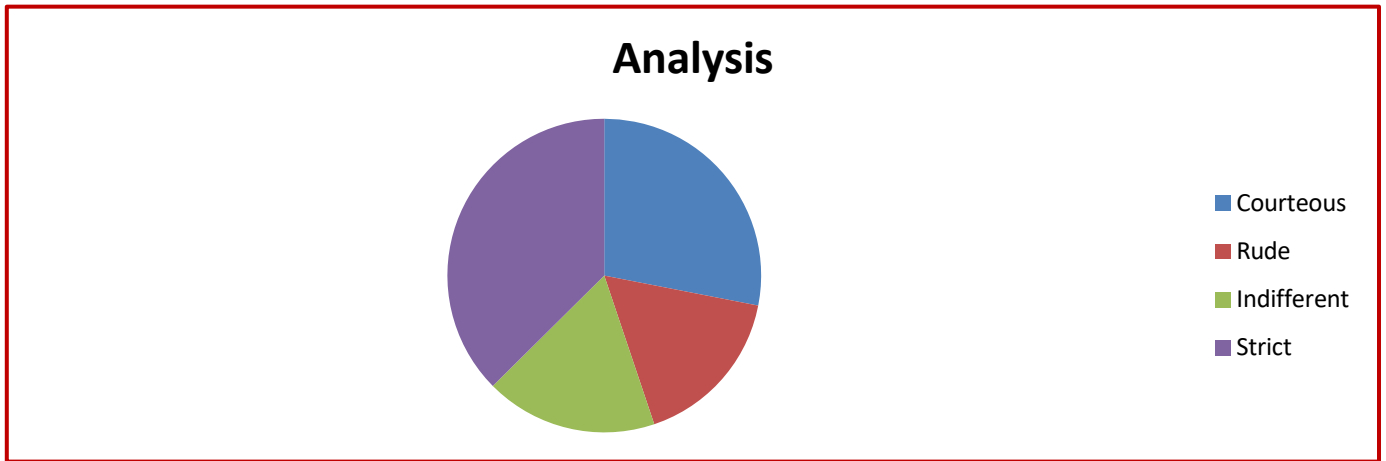
### Q. No. 3 Did the teacher encourage student participation in class?

A	Yes	285	45.97
B	Attempted	111	17.90
C	Not At All	154	24.84
D	Sometimes	70	11.29



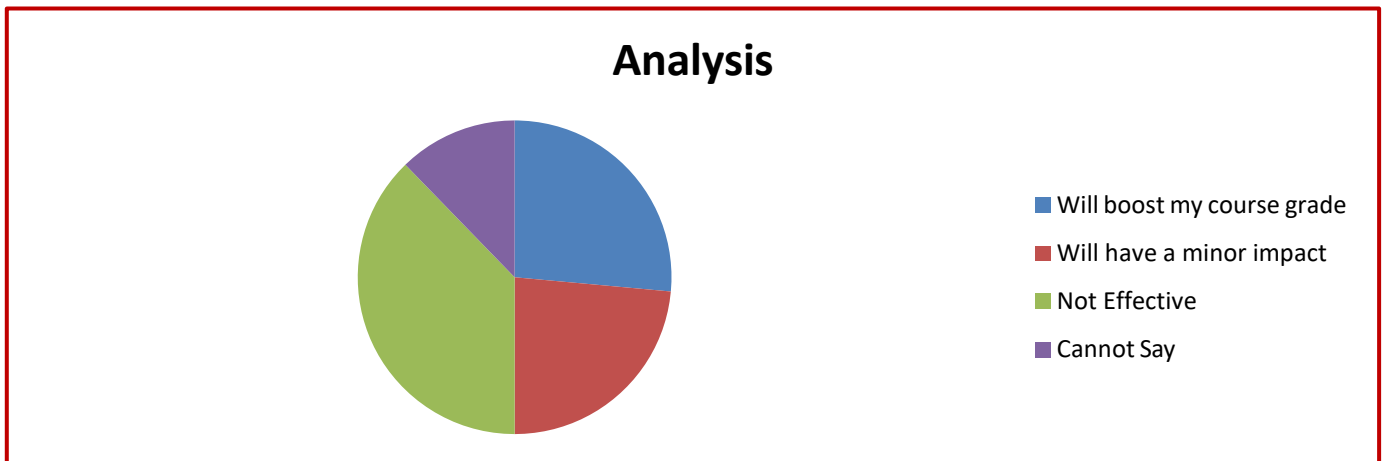
### Q. No. 4 How were the teachers?

A	Courteous	174	28.06
B	Rude	104	16.77
C	Indifferent	110	17.74
D	Strict	232	37.42



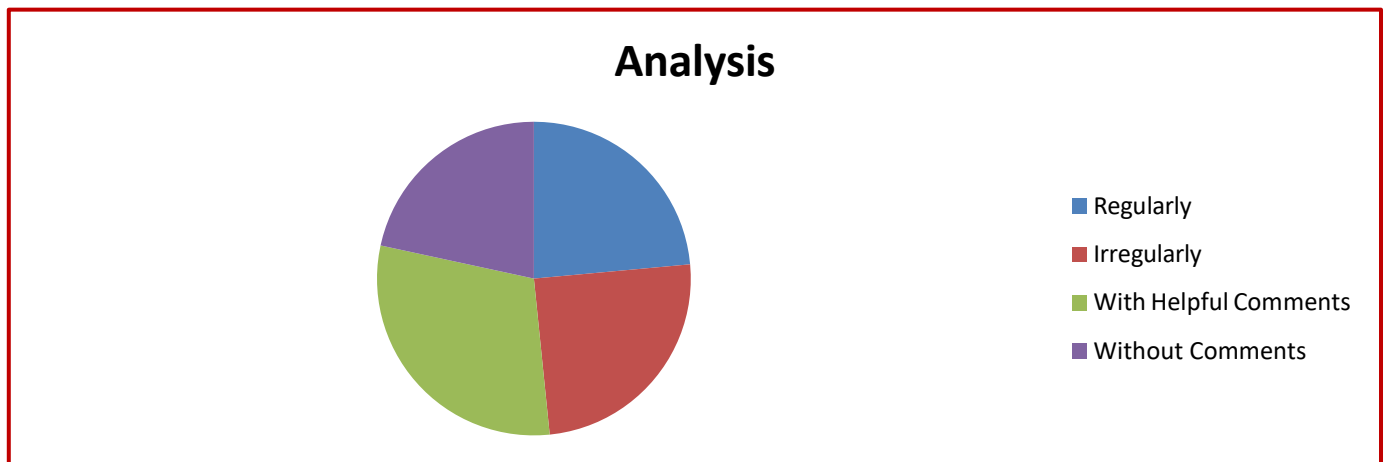
**Q. No. 5      What effect do you think the internal assessment will have on your Course grade?**

A	Will boost my course grade	164	26.45
B	Will have a minor impact	146	23.55
C	Not Effective	234	37.75
D	Cannot Say	76	12.26



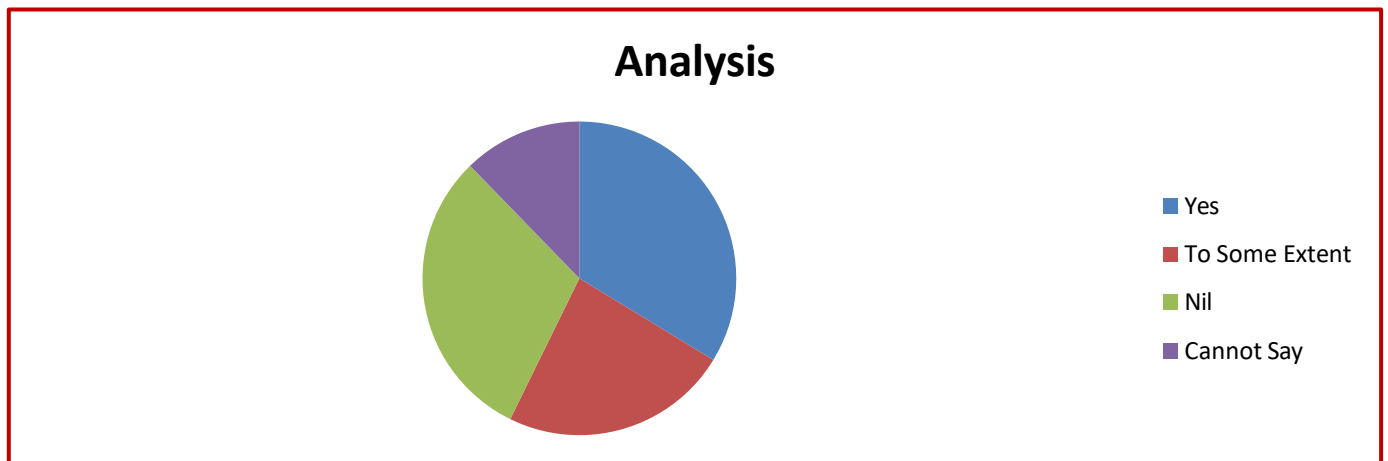
**Q. No. 6      How did the teacher provide feedback on your performance?**

A	Regularly	146	23.55
B	Irregularly	154	24.84
C	With Helpful Comments	186	30
D	Without Comments	134	21.61



### Q. No. 7 Was there any opportunity for personal interaction with teachers?

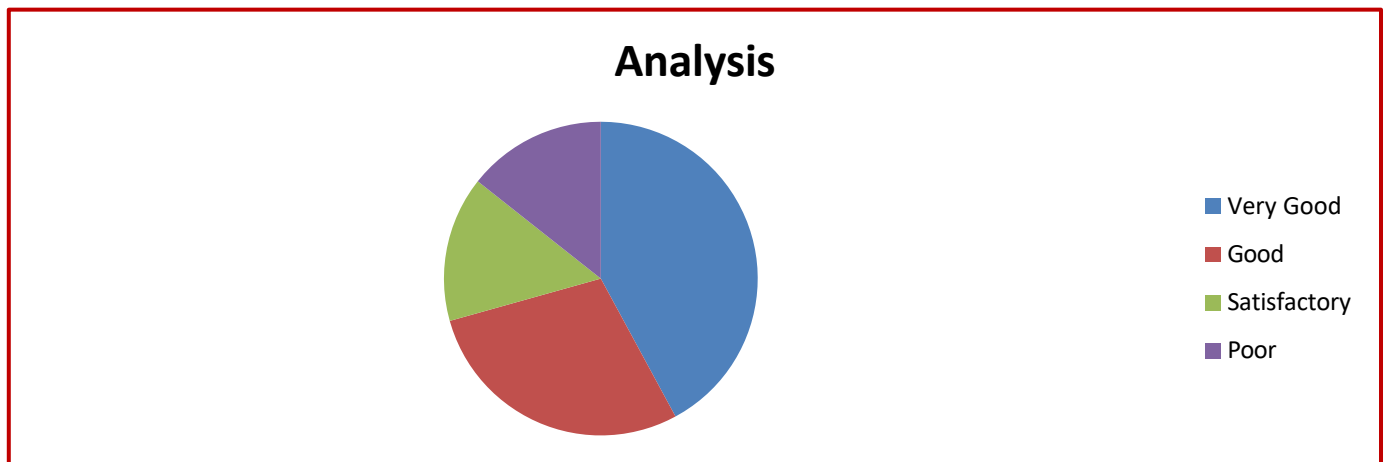
A	Yes	209	33.71
B	To Some Extent	146	23.55
C	Nil	189	30.48
D	Cannot Say	76	12.26



### Q. No. 8 What is your opinion about the library holdings for the course?

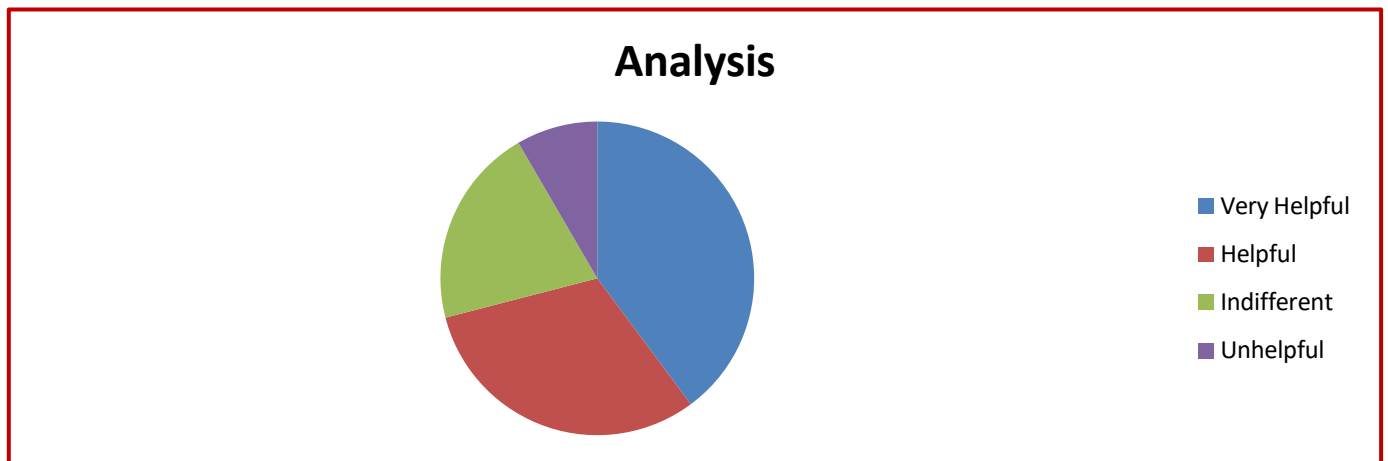
A	Excellent	186	30
B	Adequate	222	35.81
C	Inadequate	146	23.55
D	Poor	66	10.65





**Q. No. 11** **How do you find the college administrative offices?**

A	Very Helpful	247	39.84
B	Helpful	193	31.13
C	Indifferent	128	20.65
D	Unhelpful	52	8.39



**Q. No. 12** **What about Recreational facilities?**

A	Very Good	79	12.74
B	Good	174	28.06
C	Average	168	27.1
D	Poor	199	32.1

### Analysis

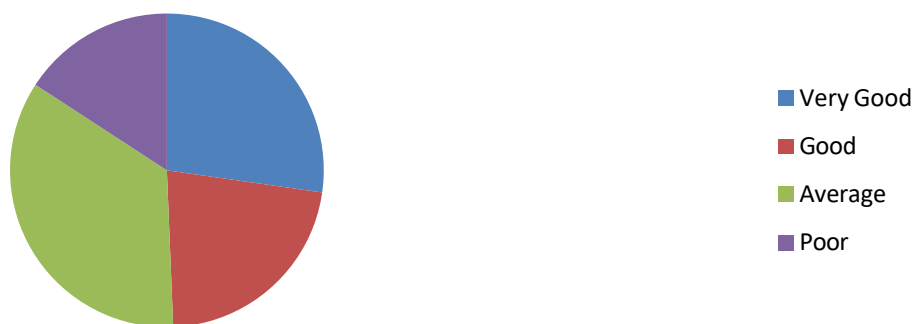


#### Q. No. 13

#### What about Extra-Curricular Activities?

A	Very Good	169	27.26
B	Good	137	22.1
C	Average	216	34.84
D	Poor	98	15.81

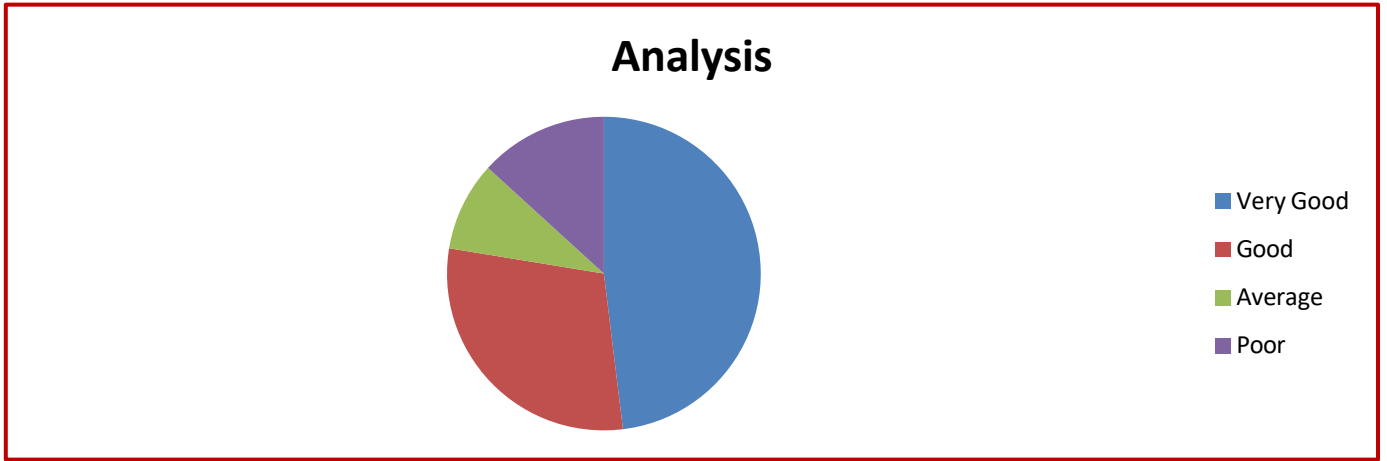
### Analysis



#### Q. No. 14

#### What about Sports facilities?

A	Very Good	298	48.06
B	Good	183	29.52
C	Average	57	9.19
D	Poor	82	13.23



Q. No. 15		What about Canteen/ Sanitation/ Water?	
A	Very Good	193	31.13
B	Good	264	42.58
C	Average	88	14.19
D	Poor	75	12.1

